



Autobahn Toolbar

Installation Guide

Contents

Introduction.....	2
Technology overview	2
PC specification requirements	3
Installation process overview	4
Client connectivity requirements.....	6
Autobahn Toolbar and Autobahn Platform Services (all clients).....	6
Autobahn Connectivity Checker.....	6
App Locker and other Application Control software	8
VeriSign certificates	9
Transport Layer Security.....	10
Contact:.....	10

Introduction

This document is intended for use by the Client IT teams of Deutsche Bank's clients, to assist in the installation of the Autobahn Toolbar application suite

Technology overview

The Autobahn Toolbar communicates using standard secure HTTPS protocol and does not usually require any specific IT setup on firewalls, proxy gateways or network infrastructure.

The installer for Autobahn Toolbar is a standard Windows installer build using NSIS technology. Microsoft ClickOnce technology is used for initial download by default, with an option to switch to Oracle's Java Web Start or direct download (at the client's preference). In general the install does not require admin access. Installation is carried out in the user profile folder; shortcuts to Autobahn Toolbar are created in the user's Start menu only. No other changes are made to the system by the installer.

On each launch, the application will first check if any updates are available to the Autobahn suite. If updates are available, they will be automatically installed. No manual upgrade deployments will be required after the initial installation.

Auto-update capability ensures maximum security and guarantees clients are using the latest version of Autobahn. All Autobahn executable files are signed with a digital certificate under the name of Deutsche Bank AG. If any technology similar to App Locker is used, Autobahn will require an exception rule to be set up in the client's system policies allowing execution of any executables signed by Deutsche Bank AG.

After checking for updates, a login prompt will appear which will validate the user's credentials. After successful login, the main application user interface will appear, providing access to the full suite of Autobahn applications

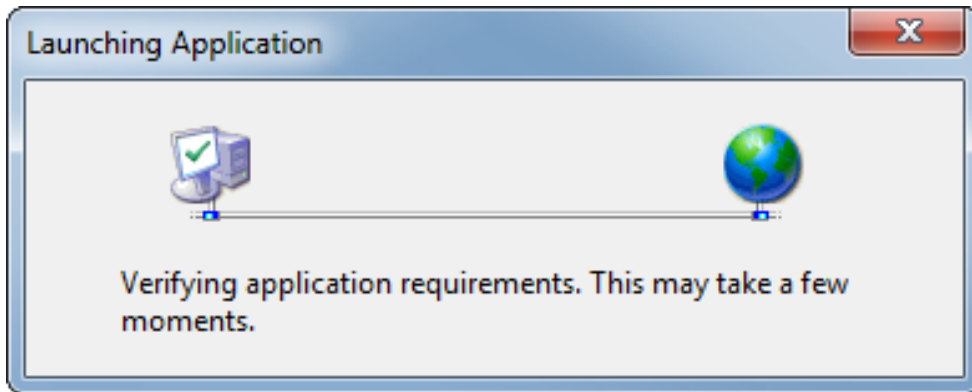
PC specification requirements

	Minimum	Recommended
Hardware	2 cores 2 GB RAM 1 GB disk space	4 cores 6 GB RAM 2 GB disk space
OS	Windows 7 Internet Explorer 8 .NET 4.5.2 or higher	Windows 7 Internet Explorer 10+ .NET 4.7 or higher
Screen Resolution	1024 by 768 pixels	1280 by 1024 pixels
Network (**)	512 KBit/sec	1 MBit/sec
Transport Layer Security	TLS 1.0 (deprecated, to be withdrawn shortly)	TLS 1.2 (recommended)
Connectivity	Internet connection to Autobahn servers - directly, via firewall or proxy. See the Client connectivity requirements section for details.	
Auto-update	If any technology similar to App Locker is used, Autobahn will require an exception rule to be set up in client's system policies allowing execution of any executables signed by Deutsche Bank AG.	

** Recommended bandwidth for Toolbar alone - you may need a wider channel if you have other applications that use the network heavily.

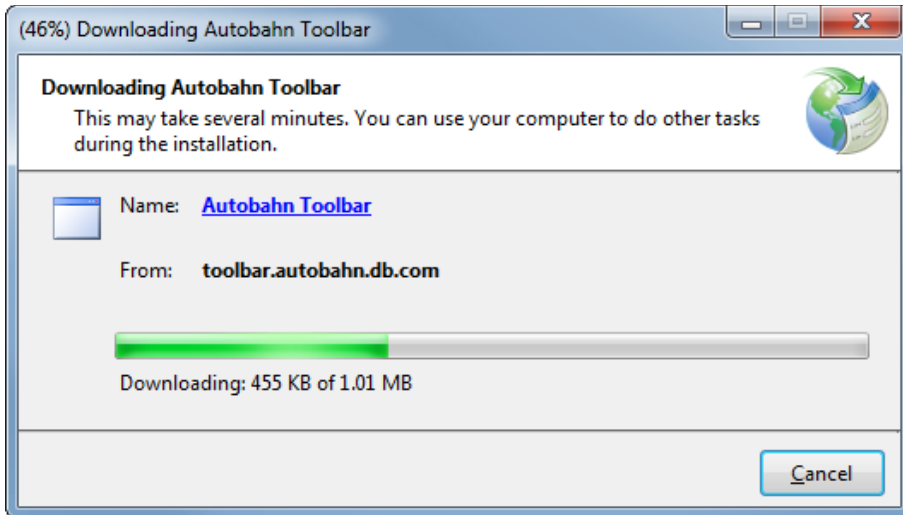
Installation process overview

1. After clicking on Install button, download and installation begins.

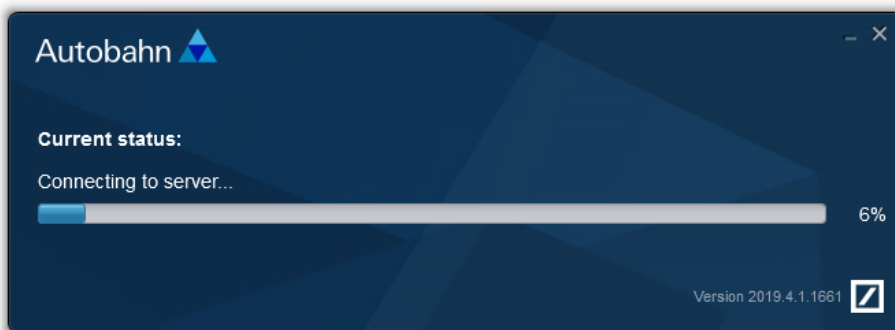


2. It may take few seconds for installation to proceed to the next step. Please click "Run" when prompted.

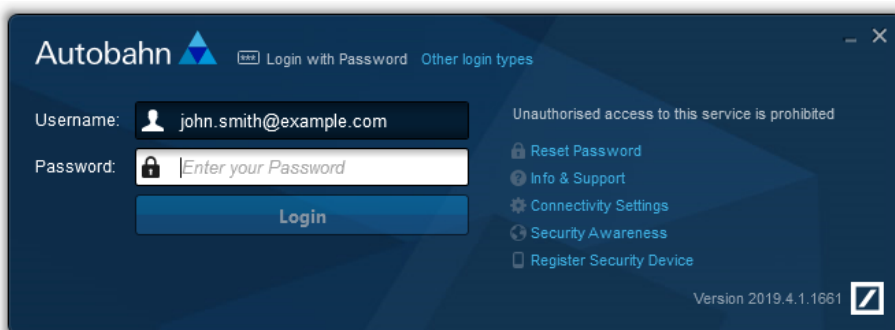




3. Once installation has completed, Autobahn Toolbar will try to connect to the server. If no connectivity is available, an error message will be shown and the proxy settings configuration dialogue box will open.



4. Autobahn login dialogue displayed.



5. Installation completed, Autobahn Toolbar started.



Client connectivity requirements

The Autobahn Toolbar will try to use Windows' global proxy settings by default. If this fails, a proxy configuration dialogue will be shown. Proxy settings can be changed during initial log in or at any later point from Autobahn Toolbar UI.

Autobahn Toolbar and Autobahn Platform Services (all clients)

Please allow access via proxy / firewall to the following hostnames and IPs on port 443 (if applicable for your organisation).

Autobahn services are hosted on different IPs within 160.83.x.x AND 202.21.x.x ranges, if your policy doesn't allow subnet ranges, please use the following individual IPs.

Note: Autobahn requires connectivity to all locations regardless of client's primary location to provide failover / DR (disaster recovery) capabilities

URL	Prod IP
https://toolbar-autobahn.egslb.db.com https://toolbar.autobahn.db.com (CNAME for above) https://autobahn.db.com	Load balancer for any of the 3 below
https://www.toolbar.autobahn.db.com	160.83.59.133, 160.83.43.133
https://www.toolbar-us.autobahn.db.com	160.83.79.99, 160.83.71.109
https://www.toolbar-sg.autobahn.db.com	202.21.225.37, 202.21.221.37
https://autobahnequity.db.com	160.83.59.64, 160.83.43.64
https://auth-dbdirect.gtb.db.com	160.83.47.196
https://fsfprod.egslb.db.com	160.83.32.196
https://login.isso.db.com	160.83.79.14, 160.83.88.14
https://login-internet-isso.egslb.db.com	160.83.59.68, 160.83.43.68
https://services.websso.db.com	
https://services-sg.websso.db.com	202.21.225.41, 202.21.221.41
https://login.isso.db.com	Load balancer for any of the 3 below
https://login-uk.isso.db.com	160.83.59.68, 160.83.43.68
https://login-ny.isso.db.com	160.83.79.14, 160.83.71.24
https://login-sg.isso.db.com	202.21.225.39, 202.21.221.39

Autobahn Foreign Exchange

The full list of URLs and IP addresses for the Autobahn Foreign Exchange application are listed below.

UK External Connectivity

Hostname	IP Addresses	Port
extpop1a1-uk.prod.autobahnfx.gm.db.com	160.83.56.1	443
extpop1a2-uk.prod.autobahnfx.gm.db.com	160.83.56.2	443
extpop1a3-uk.prod.autobahnfx.gm.db.com	160.83.56.3	443

extpop1a4-uk.prod.autobahnfx.gm.db.com	160.83.56.4	443
extpop1b1-uk.prod.autobahnfx.gm.db.com	160.83.33.1	443
extpop1b2-uk.prod.autobahnfx.gm.db.com	160.83.33.2	443
extpop1b3-uk.prod.autobahnfx.gm.db.com	160.83.33.3	443
extpop1b4-uk.prod.autobahnfx.gm.db.com	160.83.33.4	443


US External Connectivity

Hostname	IP Addresses	Port
extpop1a1-us.prod.autobahnfx.gm.db.com	160.83.84.33	443
extpop1a2-us.prod.autobahnfx.gm.db.com	160.83.84.34	443
extpop1a3-us.prod.autobahnfx.gm.db.com	160.83.84.35	443
extpop1a4-us.prod.autobahnfx.gm.db.com	160.83.84.36	443
extpop1b1-us.prod.autobahnfx.gm.db.com	160.83.91.119	443
extpop1b2-us.prod.autobahnfx.gm.db.com	160.83.91.120	443
extpop1b3-us.prod.autobahnfx.gm.db.com	160.83.91.121	443
extpop1b4-us.prod.autobahnfx.gm.db.com	160.83.91.116	443



Singapore External Connectivity

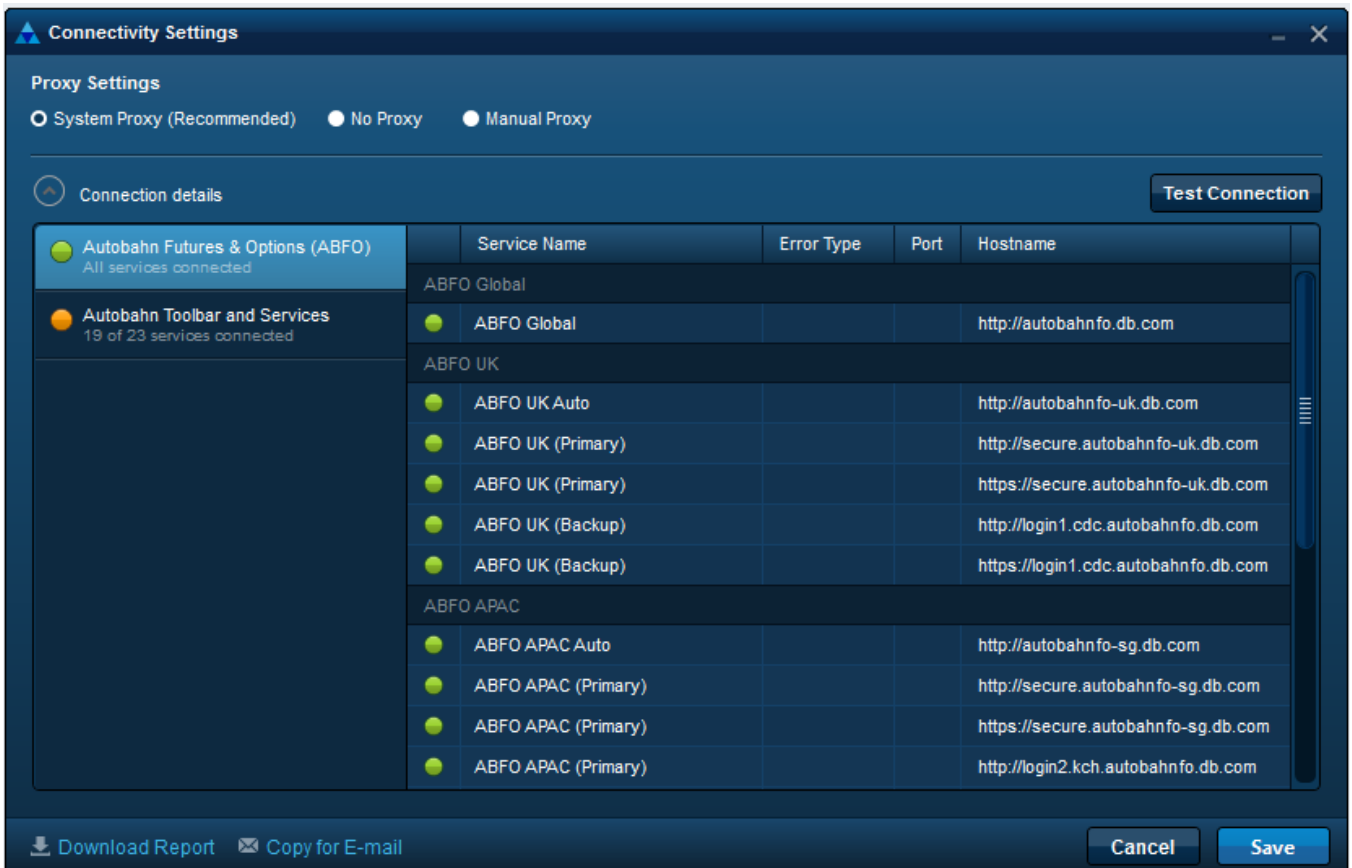
Hostname	IP Addresses	Port
extpop1a1-sg.prod.autobahnfx.gm.db.com	202.21.226.225	443
extpop1a2-sg.prod.autobahnfx.gm.db.com	202.21.226.226	443
extpop1a3-sg.prod.autobahnfx.gm.db.com	202.21.226.227	443
extpop1a4-sg.prod.autobahnfx.gm.db.com	202.21.226.228	443
extpop1b1-sg.prod.autobahnfx.gm.db.com	202.21.222.225	443
extpop1b2-sg.prod.autobahnfx.gm.db.com	202.21.222.226	443
extpop1b3-sg.prod.autobahnfx.gm.db.com	202.21.222.227	443

Autobahn Connectivity Checker

Autobahn contains a **connectivity checker** tool, which can be found under the cog icon  on the Autobahn Toolbar, which can help you to diagnose connectivity issues, and tells you the domain names of the network services that Autobahn applications require to run.



1. Select “Connectivity Settings” from the  menu
2. On the Connectivity Settings dialog click the  button



Connectivity Settings

Proxy Settings

System Proxy (Recommended)
 No Proxy
 Manual Proxy

	Service Name	Error Type	Port	Hostname
Autobahn Futures & Options (ABFO) All services connected				
ABFO Global				
<input checked="" type="radio"/>	ABFO Global			http://autobahnfo.db.com
ABFO UK				
<input checked="" type="radio"/>	ABFO UK Auto			http://autobahnfo-uk.db.com
<input checked="" type="radio"/>	ABFO UK (Primary)			http://secure.autobahnfo-uk.db.com
<input checked="" type="radio"/>	ABFO UK (Primary)			https://secure.autobahnfo-uk.db.com
<input checked="" type="radio"/>	ABFO UK (Backup)			http://login1.cdc.autobahnfo.db.com
<input checked="" type="radio"/>	ABFO UK (Backup)			https://login1.cdc.autobahnfo.db.com
ABFO APAC				
<input checked="" type="radio"/>	ABFO APAC Auto			http://autobahnfo-sg.db.com
<input checked="" type="radio"/>	ABFO APAC (Primary)			http://secure.autobahnfo-sg.db.com
<input checked="" type="radio"/>	ABFO APAC (Primary)			https://secure.autobahnfo-sg.db.com
<input checked="" type="radio"/>	ABFO APAC (Primary)			http://login2.kch.autobahnfo.db.com

App Locker and other Application Control software

If you are using App Locker or similar Application Control software, you will be required to add an exception for Autobahn executables based on Deutsche Bank AG code signing certificates (recommended) or root Autobahn folder.

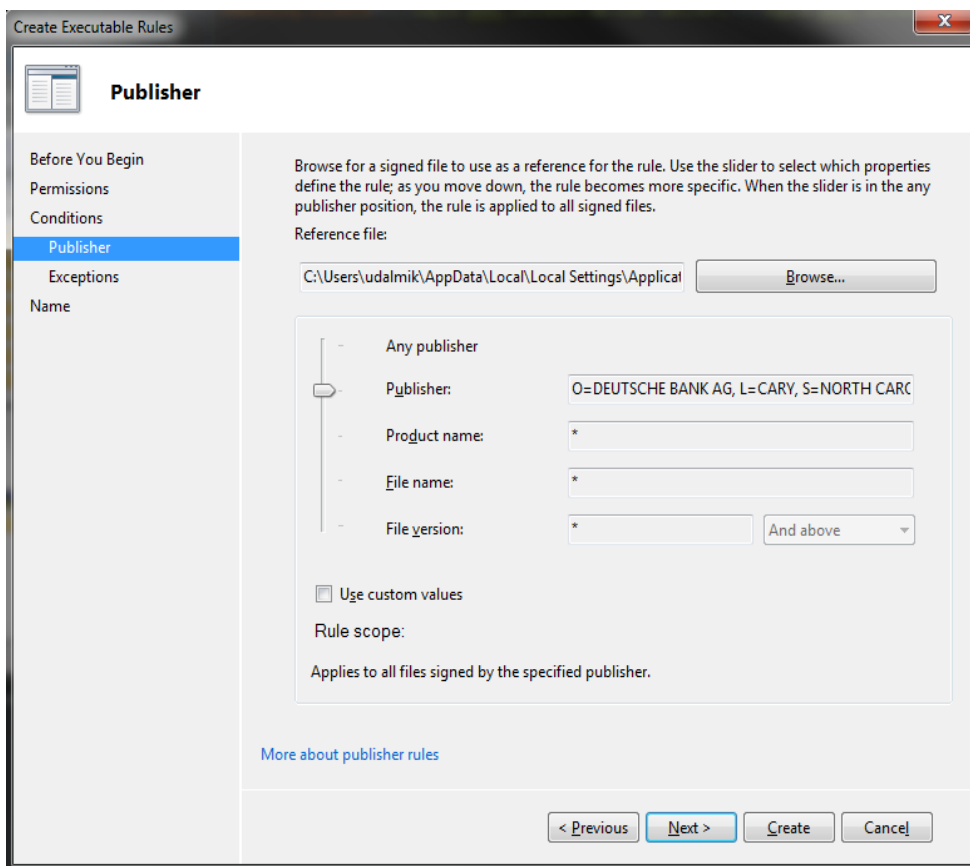
1. Start **secpol.msc** (**Start -> Control Panel -> System and Security -> Administrative Tools -> Local Security Policy**).
2. Create new App Locker Rule: **Application Control Policies -> AppLocker -> Executable Rules -> Create New Rule**.
3. In **Create Executable Rules** menu choose Publisher option.
4. (Optionally) Browse to Autobahn Toolbar executable file to use as a reference (%USERPROFILE%\Local Settings\Application Data\Deutsche Bank\Autobahn\Current\AutobahnToolbar.exe).
5. Raise **Rule Scope** level to **Publisher** and click **Next**.
6. You will be asked to Create default Rules (if not created before), please create them.

You would need to add 3 exception rules to cover each of the following publishers (App Locker doesn't support wildcards within "Publisher" property):

O=DEUTSCHE BANK AG, L=LONDON, S=LONDON, C=GB

O=DEUTSCHE BANK AG, L=CARY, S=NORTH CAROLINA, C=US

O=DEUTSCHE BANK AG, L=FRANKFURT AM MAIN, S=HESSSEN, C=DE



VeriSign certificates

The Autobahn Toolbar requires host operating system to trust the following Root CA - "DigiCert

High Assurance EV Root CA" for client-server communication.

All Autobahn executables are signed by a certificate issued to "Deutsche Bank AG". Root CA is "VeriSign Universal Root Certification Authority".

Note that some apps may require access to the VeriSign Certificate Revocation List

URL: <http://rb.symcb.com/rb.crl>

Transport Layer Security

The Autobahn Toolbar requires host operating system to support TLS1.2. Earlier versions of TLS are deprecated and will be withdrawn at some point.

Contact:

For technical assistance, please contact the Autobahn App Market and Toolbar Support team:

Email: autobahn.support@db.com

<https://autobahn.db.com/microSite/html/contacts.html>